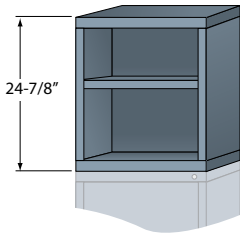




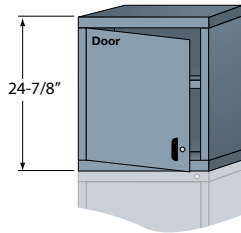
- Provides additional bulk storage above cabinets
- Flat bottom attaches directly to cabinet top below
(no drilling—fasteners supplied)
- Door locks are keyed-alike to cabinet below if ordered together
- Shipped pre-assembled to lower cabinet if ordered together

Note: Overhead cabinet width must match width of lower cabinet.

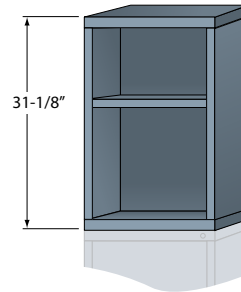
SLENDER – 22-13/16" W



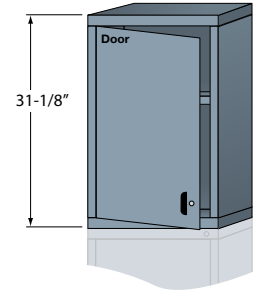
Base shelf and adjustable shelf without base channels
■ ■ **N27223010500**



Base shelf and adjustable shelf behind lockable swing door without base channels
■ ■ **N27223010550**

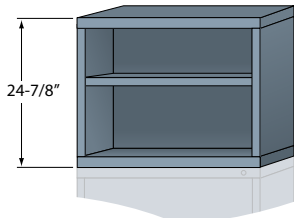


Base shelf and adjustable shelf without base channels
■ ■ **N35223010500**

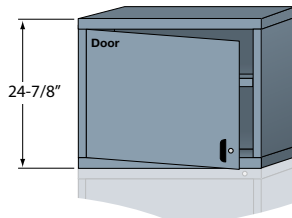


Base shelf and adjustable shelf behind lockable swing door without base channels
■ ■ **N35223010550**

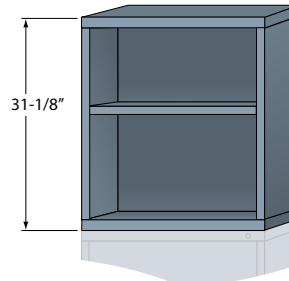
STANDARD – 30" W



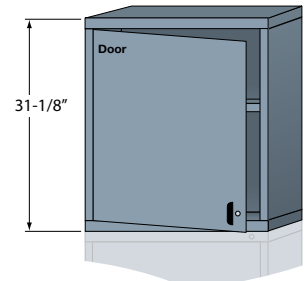
Base shelf and adjustable shelf without base channels
■ ■ **N27303010500**



Base shelf and adjustable shelf behind lockable swing door without base channels
■ ■ **N27303010550**

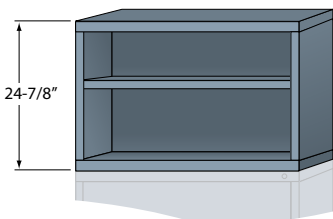


Base shelf and adjustable shelf without base channels
■ ■ **N35303010500**

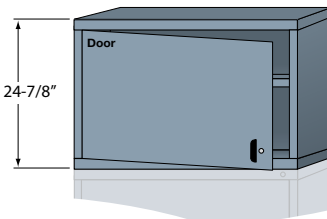


Base shelf and adjustable shelf behind lockable swing door without base channels
■ ■ **N35303010550**

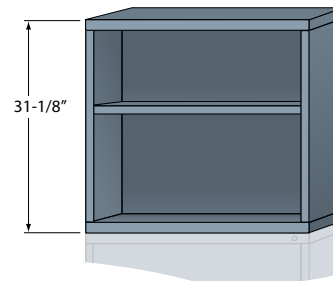
MEDIUM – 36-3/8" W



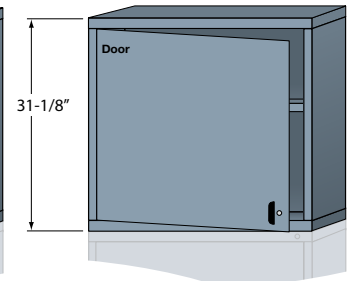
Base shelf and adjustable shelf without base channels
■ ■ **N27363010500**



Base shelf and adjustable shelf behind lockable swing door without base channels
■ ■ **N27363010550**



Base shelf and adjustable shelf without base channels
■ ■ **N35363010500**



Base shelf and adjustable shelf behind lockable swing door without base channels
■ ■ **N35363010550**