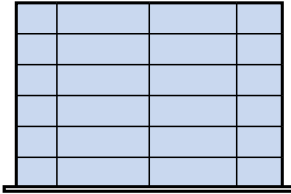


## Optional Accessories for Modular Drawers for 36" Wide Shelving

### Pre-Engineered Modular Drawer Layouts

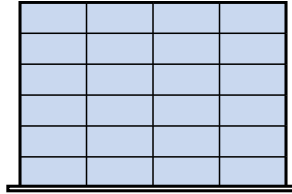
For use with Modular Drawers listed on opposite page. For other layouts, order partitions and dividers separately from listings below.



This layout includes:

- Three partitions
- Ten 6" w, ten 10" w dividers

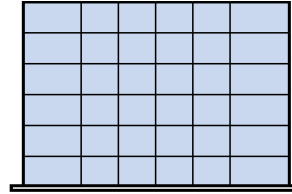
Drawer Height	for 18" d Cat. No.	for 24" d Cat. No.
3"	<b>8913-3</b>	<b>8933-3</b>
4"	<b>8914-3</b>	<b>8934-3</b>
5"	<b>8915-3</b>	<b>8935-3</b>
6"	<b>8916-3</b>	<b>8936-3</b>
7"	<b>8917-3</b>	<b>8937-3</b>



This layout includes:

- Three partitions
- Twenty 8" w dividers

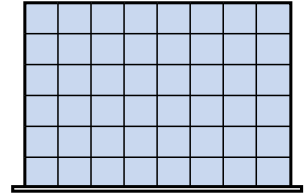
Drawer Height	for 18" d Cat. No.	for 24" d Cat. No.
3"	<b>8913-4</b>	<b>8933-4</b>
4"	<b>8914-4</b>	<b>8934-4</b>
5"	<b>8915-4</b>	<b>8935-4</b>
6"	<b>8916-4</b>	<b>8936-4</b>
7"	<b>8917-4</b>	<b>8937-4</b>



This layout includes:

- Five partitions
- Twenty 5" w, ten 6" w dividers

Drawer Height	for 18" d Cat. No.	for 24" d Cat. No.
3"	<b>8913-7</b>	<b>8933-7</b>
4"	<b>8914-7</b>	<b>8934-7</b>
5"	<b>8915-7</b>	<b>8935-7</b>
6"	N/A	N/A
7"	N/A	N/A



This layout includes:


- Seven partitions
- Forty 4" w dividers

Drawer Height	for 18" d Cat. No.	for 24" d Cat. No.
3"	<b>8913-9</b>	<b>8933-9</b>
4"	<b>8914-9</b>	<b>8934-9</b>
5"	<b>8915-9</b>	<b>8935-9</b>
6"	<b>8916-9</b>	<b>8936-9</b>
7"	<b>8917-9</b>	<b>8937-9</b>

### Steel Partitions and Dividers

Form lengthwise (front to back) compartments in Modular Drawers on nominal 1" centers.

Available in Dove Gray and Natural Aluminum.



#### Steel Partitions

Slip into slots, and secured with a bolt.

Drawer Height	Partition Height	For 18" d Cat. No.	For 24" d Cat. No.
3"	1 <sup>15</sup> / <sub>16</sub> "	<b>8923</b>	<b>8943</b>
4"	2 <sup>7</sup> / <sub>16</sub> "	<b>8924</b>	<b>8944</b>
5"	3 <sup>7</sup> / <sub>16</sub> "	<b>8925</b>	<b>8945</b>
6"/7"	4 <sup>7</sup> / <sub>16</sub> "	<b>8926</b>	<b>8946</b>

#### Aluminum Dividers

Slip into partitions to create smaller compartments. Nominal width of dividers must equal 32".

Drawer Height	Divider Height	3" w Cat. No.	4" w Cat. No.	5" w Cat. No.	6" w Cat. No.	8" w Cat. No.	10" w Cat. No.
3"	1 <sup>15</sup> / <sub>16</sub> "	<b>8953</b>	<b>8954</b>	<b>8955</b>	<b>8956</b>	<b>8958</b>	<b>8959</b>
4"	2 <sup>7</sup> / <sub>16</sub> "	<b>8963</b>	<b>8964</b>	<b>8965</b>	<b>8966</b>	<b>8968</b>	<b>8969</b>
5"	3 <sup>7</sup> / <sub>16</sub> "	N/A	<b>8974</b>	<b>8975</b>	<b>8976</b>	<b>8978</b>	<b>8979</b>
6"/7"	4 <sup>7</sup> / <sub>16</sub> "	N/A	<b>8984</b>	N/A	<b>8986</b>	<b>8988</b>	<b>8989</b>

### Removable Plastic Bins

Form lengthwise (front to back) compartments in Modular Drawers. Available in Yellow.

W x D x H	18" d/24" d Qty to fill depth	Divider for Bins	Cat. No.
3" x 3" x 2"	50/70	<b>240332DIV</b>	<b>240332</b>
3" x 6" x 2"	20/30	<b>240332DIV</b>	<b>240362</b>
6" x 6" x 2"	10/15	<b>240662DIV</b>	<b>240662</b>
3" x 3" x 3"	50/70	<b>240333DIV</b>	<b>240333</b>
3" x 6" x 3"	20/30	<b>240333DIV</b>	<b>240363</b>
6" x 6" x 3"	10/15	<b>240663DIV</b>	<b>240663</b>

