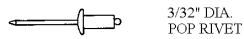
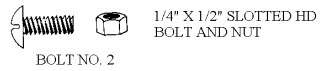
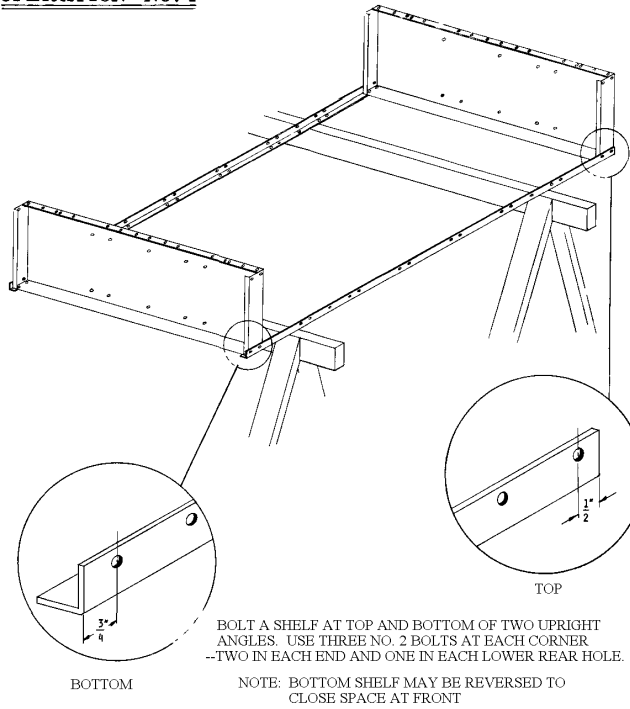


## GENERAL INSTRUCTIONS

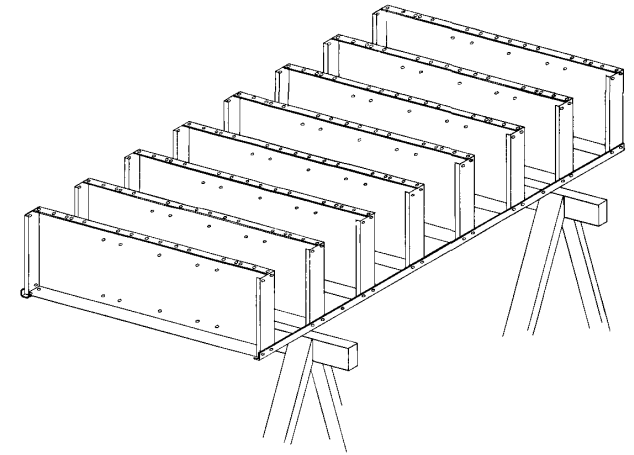
1. CHECK MATERIAL TO BE SURE IT IS CORRECT FOR THE JOB AND THAT THERE IS NO DAMAGE
2. STORE LIKE PARTS TOGETHER NEAR THE AREA IN WHICH THEY ARE TO BE ASSEMBLED.
3. ALLOW AMPLE WORKING SPACE AND KEEP IT CLEAR OF MATERIAL NOT REQUIRED FOR ASSEMBLY.
4. BE CAREFUL TO USE THE HARDWARE SPECIFIED AND AT THE CORRECT LOCATIONS.
5. NUMBER PLATES FOR RACKS HAVE LARGER HOLES THAN NUMBER PLATES FOR BASKETS.



## OPERATION NO. 1

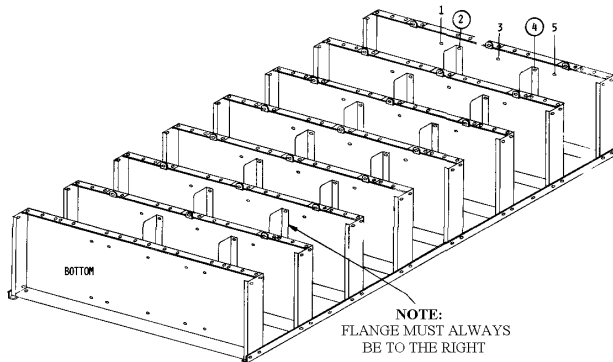


## OPERATION NO. 2



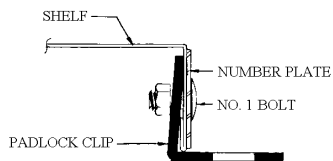
CONTINUE TO BOLT SHELVES TO UPRIGHT ANGLES. USE ONE BOLT IN EACH LOWER HOLE AT REAR AND END

## OPERATION NO. 3



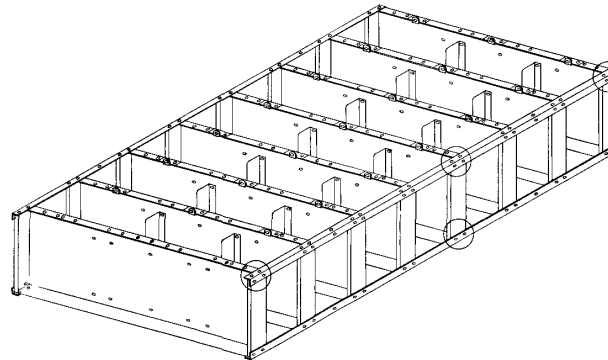
BOLT DIVIDERS TO EACH SHELF (EXCEPT BOTTOM) IN HOLES 2 & 4 FOR THREE WIDE RACKS -- IN HOLES 1, 3 & 5 FOR FOUR WIDE RACKS. BE SURE THE DIVIDER FLANGE IS TO THE RIGHT AS SHOWN. USE NO. 1 BOLTS.

ADD NUMBER PLATES AND PADLOCK CLIPS TO SHELVES (BE CAREFUL OF NUMBER PLATE SEQUENCE) SEE DETAIL "A". USE NO. 1 BOLTS.



DETAIL "A"  
SECTION THRU  
SHELF

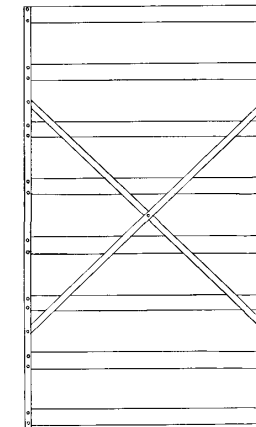
## OPERATION NO. 4



BOLT FRONT UPRIGHT ANGLES TO ALL SHELVES WITH TWO NO. 2 BOLTS. ONE AT EACH TOP FRONT HOLE AND ONE AT EACH LOWER END HOLE. ADD A SECOND NO. 2 BOLT AT EACH LOCATION CIRCLED ABOVE, ON BOTH ENDS.

ATTACH CASTERS AT THIS TIME, IF REQUIRED  
SEE NOTE AT RIGHT

## OPERATION NO. 5



REAR VIEW

STAND RACK ON FLOOR TO BOLT BACK BRACE (ENDS INSIDE ANGLES) TO REAR ANGLES. USE FIVE NO. 2 BOLTS INCLUDING ONE AT CROSSPOINT OF BRACE. SET RACKS IN POSITION, LEVEL AND ALIGN THEM.

ADJACENT RACKS MAY BE BOLTED TOGETHER THROUGH OPEN HOLES IN ANGLES

ATTACH NUMBER PLATES TO EACH BASKET WITH POP RIVETS

## ASSEMBLY INSTRUCTIONS BASKET RACKS

LYON WORKSPACE PRODUCTS L.L.C.  
GENERAL OFFICES AT AURORA, ILLINOIS

### REVISIONS

REWORK PLAN 6-12-75  
ADD PALNUT AND POP RIVET 6/26/75  
ENLARGED TEXT 01-03-03

## OPTIONAL

IF NO. 5938 CASTERS ARE TO BE USED, BOLT A CASTER BRACKET TO THE BOTTOM OF EACH ANGLE WITH A LOCKWASHER UNDER EACH NUT. INSERT A CASTER INTO EACH BRACKET.

4766-DA  
6-7-92