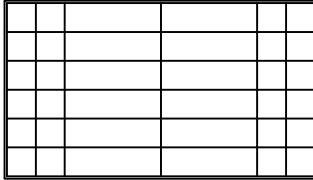


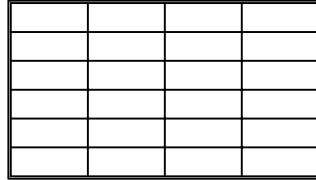
3" 3" 10" 10" 3" 3"



CATALOG NUMBERS

8933-1 8913-1  
8934-1 8914-1


8" 8" 8" 8"



CATALOG NUMBERS

8933-4 8913-4  
8934-4 8914-4  
8935-4 8915-4  
8936-4 8916-4  
8937-4 8917-4

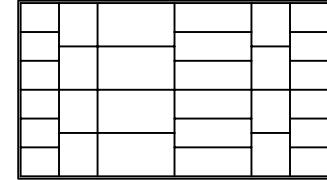
6" 5" 5" 5" 5" 6"



CATALOG NUMBERS

8933-7 8913-7  
8934-7 8914-7  
8935-7 8915-7

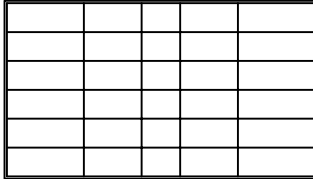
4" 4" 8" 8" 4" 4"



CATALOG NUMBERS

8933-10 8913-10  
8934-10 8914-10  
8935-10 8915-10  
8936-10 8916-10  
8937-10 8917-10

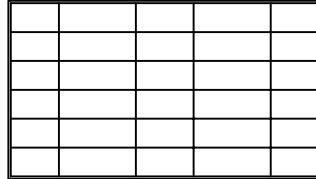
8" 6" 4" 6" 8"



CATALOG NUMBERS

8933-2 8913-2  
8934-2 8914-2  
8935-2 8915-2  
8936-2 8916-2  
8937-2 8917-2

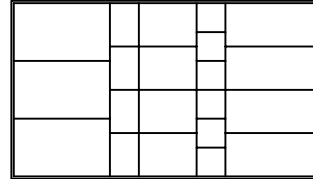
5" 8" 6" 8" 5"



CATALOG NUMBERS

8933-5 8913-5  
8934-5 8914-5  
8935-5 8915-5

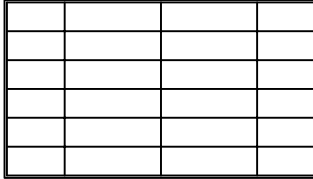
10" 3" 6" 3" 10"



CATALOG NUMBERS

8933-8 8913-8  
8934-8 8914-8

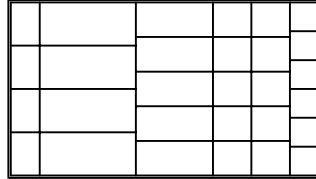
6" 10" 10" 6"



CATALOG NUMBERS

8933-3 8913-3  
8934-3 8914-3  
8935-3 8915-3  
8936-3 8916-3  
8937-3 8917-3


3" 10" 8" 4" 4" 3"



CATALOG NUMBERS

8933-6 8913-6  
8934-6 8914-6

4" 4" 4" 4" 4" 4" 4" 4" ← PARTITION SPACING



PARTITION

ALUMINUM DIVIDER  
(ADJUSTABLE ON  
1" CENTERS)

CATALOG NUMBERS

8933-9 8913-9  
8934-9 8914-9  
8935-9 8915-9  
8936-9 8916-9  
8937-9 8917-9

↑ NOMINAL DRAWER HEIGHT

↑ CATALOG NUMBERS  
FOR 18" DEEP DRAWERS

↑ NOMINAL DRAWER HEIGHT

↑ CATALOG NUMBERS  
FOR 24" DEEP DRAWERS

### NOTES:

1. REFER TO ASSEMBLY INSTRUCTION 9113-CA FOR ASSEMBLY METHOD OF THE MODULAR DRAWERS, PARTITIONS AND DIVIDERS.
2. LOCATE THE PARTITION AND DIVIDER DRAWER ARRANGEMENT ABOVE FOR THE CATALOG NUMBER (S) ORDERED. INSTALL THE PARTITIONS ACCORDING TO THE PARTITION SPACING SHOWN AND THEN INSTALL THE ALUMINUM DIVIDERS. DIVIDERS ARE ADJUSTABLE ON 1" CENTERS.

### MODULAR DRAWER PARTITION AND DIVIDER ARRANGEMENT

**LYON** LYON WORKSPACE PRODUCTS, INC.  
P.O. BOX 671 AURORA, IL 60507

5160-DA

DRAWN BY: RICH  
DATE: 3-21-85  
REVISED